



VITAL FLASHER RELAYS

Vital Flasher Relays – Direct Current

Vital Flasher Relays control highway crossing flashers or trackside signals. Flasher Module selections offer two flash rate ranges. Relays maintain a constant “on-off” time ratio in operating conditions ranging from -40°F to 160°F (-40°C to 70°C).



KB SIGNALING™

Vital Flasher Relays

Application Types

- Two flash module rates are available for each application type: 50 or 60 flashes per minutes (FPM)
- For trackside signal applications, each module can drive up to 3 appropriate 60Ω relays. These relays use a 4FB contact
- For highway crossing signal applications, each module drives only on appropriate 18Ω relay. These relays are available with either 4 FB or 6 FB contact configurations

General Description

KB Signaling's AREMA-compliant Vital Flasher Relay establishes and maintains constant flashing rates. The highway and trackside flasher module is a solid-state unit used to drive either one or more Type B1 Neutral Relays.

The flasher module is mounted to the back of the Neutral Relay, connecting to its energy terminals on the plugboard. When energy is applied, the Flasher Module establishes and maintains its designated flashing rate. Full back contact pressure is maintained when the relay is not operating.

The solid-state flasher modules operate using DC power and operate at a constant rate within 8-16 VDC. When AC is used, the current must be rectified and filtered.



The B1 Neutral Relay, solid-state Flasher Module, and mounting kit are available separately.

For additional information on KB Signaling Flasher Relays, refer to publication P1457

Solid-State Flasher Module Ordering Information

Flash Rate (FPM)	Relays Driven		Application Notes	Ordering Information	
	Qty – Relay Type	Compatible Relay P/N		Module Cat No.	Module P/N
48-54	Up to 3- 60Ω Relays	56001-985-01	Trackside signals		30733-003-01
56-64	Up to 3- 60Ω Relays	56001-985-01	Trackside signals		30733-003-02
48-54	1- 18Ω Relay	56001-930-01 56001-975-01	Highway crossing signals	P62-0861	30733-003-03
56-64	1- 18Ω Relay	56001-930-01 56001-975-01	Highway crossing signals	P62-0862	30733-003-04

Note: Shaded Cat. No. and P/N is discontinued.



Vital Flasher Relays

Flasher Relay Mounting KIT Ordering Information

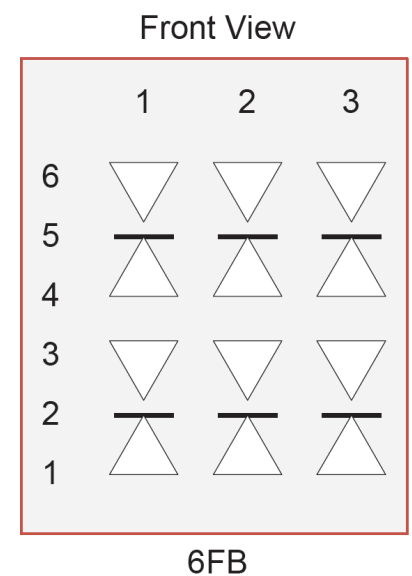
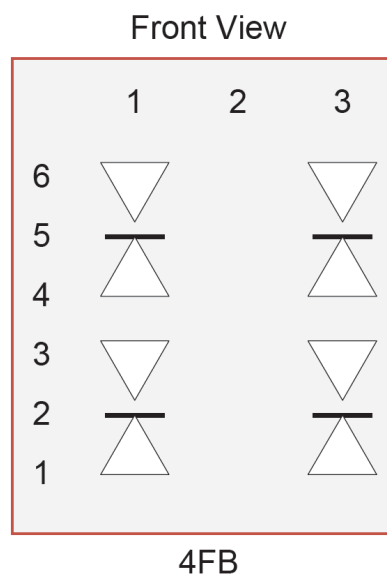
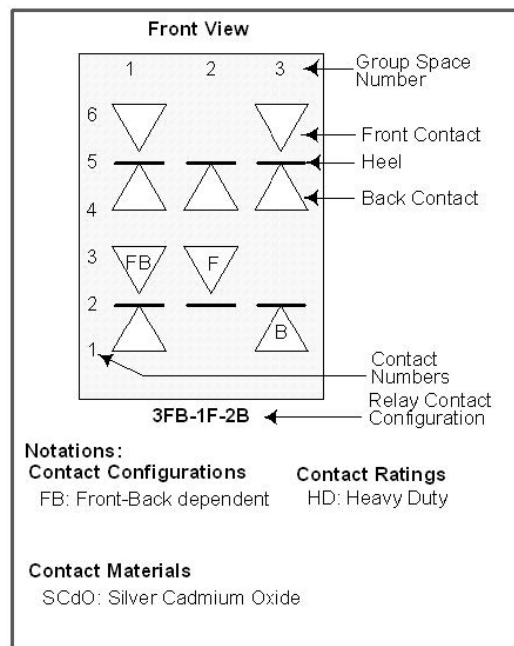
Kit	Application Notes	Ordering Information	
		Catalog No.	Mounting Kit P/N
Flasher Relay Mounting Kit	Contains hardware for mounting module: long e-posts, spacers, AAR nuts and AAR washers	P62-0816	17550-071-01

B1 Neutral Relay Ordering Information

Con-tacts	Nom Resistance (Ω)	Application Limits		Applica-tion Notes	Ordering Information		Replacement Ordering Information		
		Max Pick-Up	Drop-Away		Relay Cat No.	Relay P/N	Contact Group 1*	Contact Group 2*	Contact Group 3*
4FB	60	.0102	0.029	Trackside signals	A62-0671	56001-985-01	56012-108-40 2FB SCdO-SCdO (HD)		56012-108-40 2FB SCdO-SCdO (HD)
	18	0.099	0.04	Highway crossing	A62-0577	56001-930-01			
6FB	18	0.099	0.04	Highway crossing	A62-0672	56001-975-01		56012-108-40 2FB SCdO-SCdO (HD)	

Note: Shaded Cat. No. and P/N is discontinued.

Relay Reference



Contact your KB Signaling Business Development Manager
 Call 1-800-825-7090, or Email us at aso.techsupport-kb@alstomgroup.com for more information today

KB Signaling

2712 S. Dillingham Rd
Grain Valley, MO 64029
Phone: +1 800-825-7090
www.kb-signaling.com

